

EANCOM[®] 2002 S3

APERAK

Application error and acknowledgement message

Edition 2016

1. Introduction.....	2
2. Message Structure Chart	4
3. Branching Diagram	5
4. Segments Description	6
5. Segments Layout.....	8
6. Example(s)	23

1. Introduction

Status

MESSAGE TYPE : APERAK
REFERENCE DIRECTORY : D.01B
EANCOM® SUBSET VERSION : 003

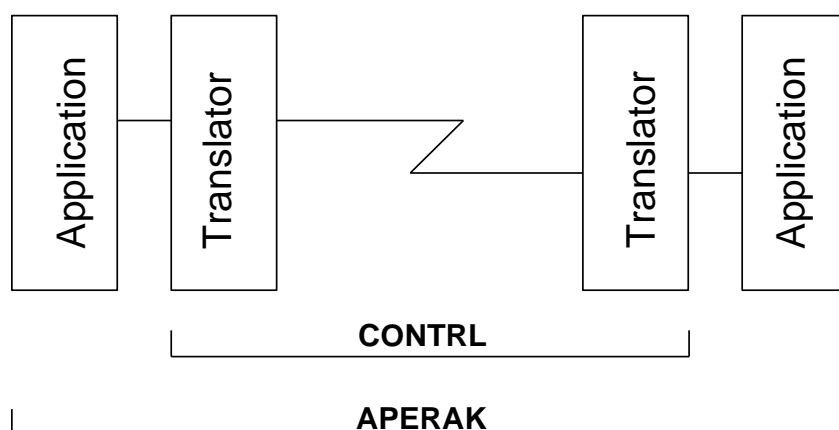
Definition

A message from the party who received an original message, to the party who issued the original message, to acknowledge to the message issuer the receipt of the original message by the recipient's application and to acknowledge errors made during the processing within the application.

Principles

A message which is first processed at translator level to detect syntax errors and to acknowledge its receipt (CONTRL) is then transmitted to the receiving application to be processed. Upon reaching this state the receiving application may issue an acknowledgement confirming receipt of the message by the application.

The picture below shows the difference between the CONTRL message and APERAK:



The APERAK message should be generated by the application software NOT by an EDI-translator software.

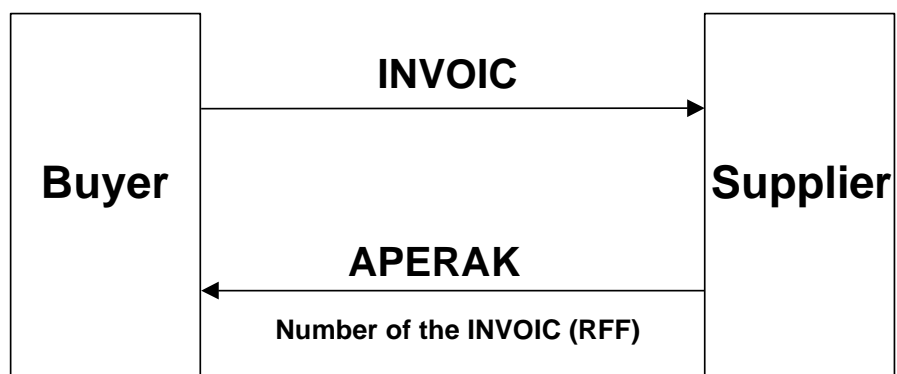
The APERAK message must NOT be used to acknowledge the receipt of an interchange.

Parties as stated in the message which is being acknowledged, must be mentioned in the APERAK. Such parties are not the sender and the receiver identified at the interchange level.

Within one APERAK message it is NOT possible to acknowledge the receipt of more than one message.

Example with an INVOIC message:

1. Introduction



2. Message Structure Chart

Application error and acknowledgement message Heading Section

UNH	1	M	1	- Message header
BGM	2	M	1	- Beginning of message
DTM	3	C	9	- Date/time/period
SG1		C	1	- DOC-DTM
DOC	4	M	99	- Document/message details
DTM	5	R	99	- Date/time/period
SG2		C	9	- RFF-DTM
RFF	6	M	1	- Reference
DTM	7	C	9	- Date/time/period
SG3		C	9	- NAD
NAD	8	M	1	- Name and address

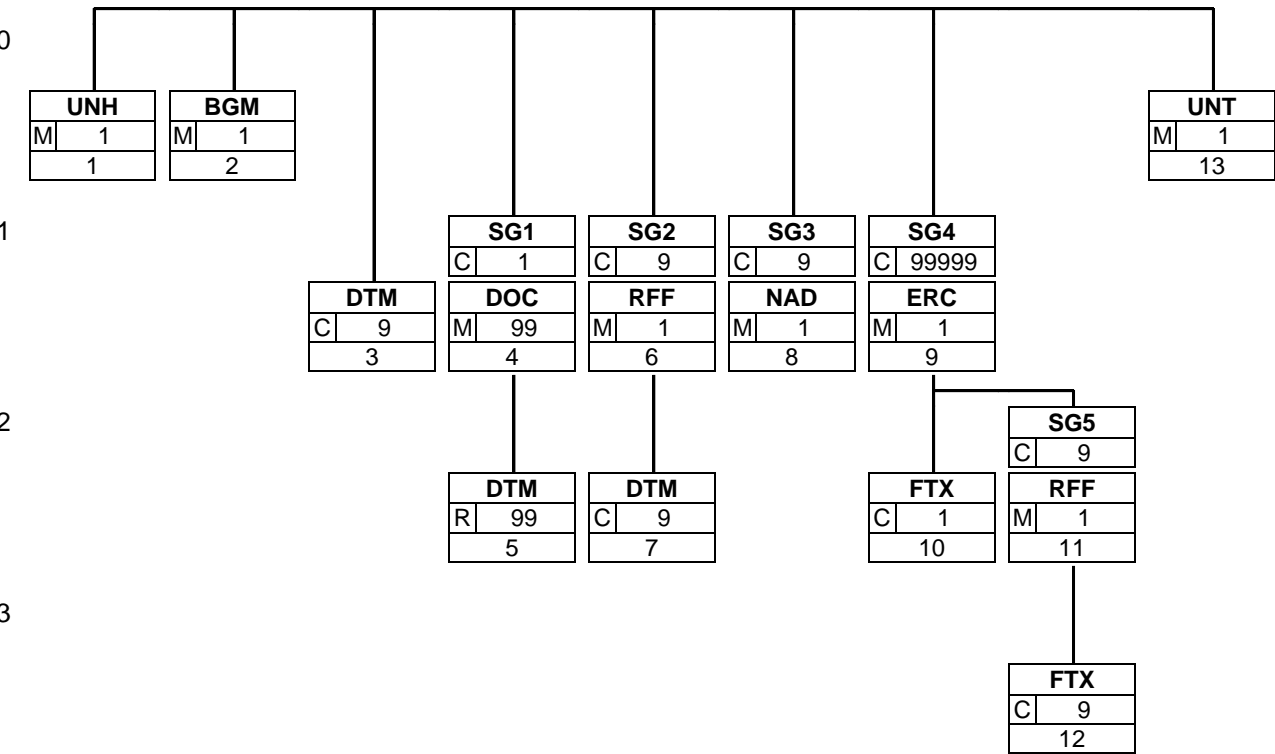
Application error and acknowledgement message Detail Section

SG4		C	99999	- ERC-FTX-SG5	
ERC	9	M	1	- Application error information	
FTX	10	C	1	- Free text	
SG5	+	C	9	- RFF-FTX	
RFF	+	11	M	1	- Reference
FTX	+	12	C	9	- Free text

Application error and acknowledgement message Summary Section

UNT	13	M	1	- Message trailer
-----	----	---	---	-------------------

3. Branching Diagram



4. Segments Description

Application error and acknowledgement message Heading Section

UNH - M 1	- Message header This segment is used to head, identify and specify a message.
BGM - M 1	- Beginning of message This segment is used to indicate the type and function of a message and to transmit the identifying number.
DTM - C 9	- Date/time/period This segment is used to specify the date of the message.
SG1 - C 1	- DOC-DTM A segment group to provide information on the document being acknowledged.
DOC - M 99	- Document/message details To identify documents and details directly related to it.
DTM - R 99	- Date/time/period
SG2 - C 9	- RFF-DTM A group of segments to specify the document/message to which the current message relates, and related date and time.
RFF - M 1	- Reference This segment is used to specify reference numbers related to the message which is being acknowledged.
DTM - C 9	- Date/time/period This segment is used to specify dates or periods relating to the previous RFF segment.
SG3 - C 9	- NAD A group of segments to specify the identifications of message sender and message receiver.
NAD - M 1	- Name and address This segment is used to identify the parties who exchanged the message which is being acknowledged.

Application error and acknowledgement message Detail Section

SG4 - C 99999	- ERC-FTX-SG5 A group of segments to identify the application error(s) within a specified received message and to give specific details related to the error type or to precise the type of acknowledgement.
ERC - M 1	- Application error information This segment is used to identify the type of application error in the previously sent message.
FTX - C 1	- Free text This segment is used to provide free text information related to the application error.
SG5 - C 9	- RFF-FTX A group of segments to specify the functional entity reference (e.g. goods item level, equipment level) relating to the specified error; further details can be added to identify the error more precisely.
RFF - M 1	- Reference This segment is used to specify reference numbers related to the message which is being acknowledged.
FTX - C 9	- Free text This segment is used to provide free text information related to the application error.

4. Segments Description

Application error and acknowledgement message Summary Section

UNT - M 1 - Message trailer

This segment is a mandatory UN/EDIFACT segment. It must always be the last segment in the message.

5. Segments Layout

This section describes each segment used in the EANCOM® Application error and acknowledgement message. The original EDIFACT segment layout is listed. The appropriate comments relevant to the EANCOM® subset are indicated.

Notes:

1. The segments are presented in the sequence in which they appear in the message. The segment or segment group tag is followed by the (M)andatory / (C)onditional indicator, the maximum number of occurrences and the segment description.
2. Reading from left to right, in column one, the data element tags and descriptions are shown, followed by in the second column the EDIFACT status (M or C), the field format, and the picture of the data elements. These first pieces of information constitute the original EDIFACT segment layout.

Following the EDIFACT information, EANCOM® specific information is provided in the third, fourth, and fifth columns. In the third column a status indicator for the use of (C)onditional EDIFACT data elements (see 2.1 through 2.3 below), in the fourth column the restricted indicator (see point 3 on the following page), and in the fifth column notes and code values used for specific data elements in the message.

- 2.1 (M)andatory data elements in EDIFACT segments retain their status in EANCOM®.
- 2.2 Additionally, there are five types of status for data elements with a (C)onditional EDIFACT status, whether for simple, component or composite data elements. These are listed below and can be identified when relevant by the following abbreviations:

- REQUIRED	R	Indicates that the entity is required and must be sent.
- ADVISED	A	Indicates that the entity is advised or recommended.
- DEPENDENT	D	Indicates that the entity must be sent in certain conditions, as defined by the relevant explanatory note.
- OPTIONAL	O	Indicates that the entity is optional and may be sent at the discretion of the user.
- NOT USED	N	Indicates that the entity is not used and should be omitted.

- 2.3 If a composite is flagged as **N, NOT USED**, all data elements within that composite will have blank status indicators assigned to them.
3. Status indicators detailed in the fourth column which directly relate to the code values detailed in the fifth **column** may have two values:

- RESTRICTED	*	A data element marked with an asterisk (*) in the fourth column indicates that the listed codes in column five are the only codes available for use with this data element, in this segment, in this message.
- OPEN		All data elements where coded representation of data is possible and a restricted set of code values is not indicated are open (no asterisk in fourth column). The available codes are listed in the EANCOM® Data Elements and Code Sets Directory. Code values may be given as examples or there may be a note on the format or type of code to be used.

4. Different colours are used for the code values in the segment details: restricted codes are in red and open codes in blue.

5. Segments Layout

Segment number: 1

UNH - M 1 - Message header				
Function: To head, identify and specify a message.				
	EDIFACT	GS1	*	Description
0062 Message reference number	Man..14	M		Senders unique message reference. Sequence number of messages in the interchange. DE 0062 in UNT will have the same value. Generated by the sender.
S009 MESSAGE IDENTIFIER	M	M		
0065 Message type	Man..6	M	*	APERAK = Application error and acknowledgement message
0052 Message version number	Man..3	M	*	D = Draft version/UN/EDIFACT Directory
0054 Message release number	Man..3	M	*	01B = Release 2001 - B
0051 Controlling agency	Man..2	M	*	UN = UN/CEFACT
0057 Association assigned code	C an..6	R	*	EAN004 = GS1 version control number (GS1 Permanent Code) Indicates that the message is the EANCOM version 004 of the Application Error and Acknowledgement message.
0068 Common access reference	C an..35	N		
S010 STATUS OF THE TRANSFER	C	N		
0070 Sequence of transfers	Mn..2			
0073 First and last transfer	C a1			
Segment Notes: This segment is used to head, identify and specify a message. DE's 0065, 0052, 0054 and 0051: Indicate that the message is a UNSM Application Error and Acknowledgement message based on the D.01B directory under the control of the United Nations. Example: UNH+ME000001+APERAK:D:01B:UN:EAN003'				

5. Segments Layout

Segment number: 2

BGM - M 1 - Beginning of message					
Function: To indicate the type and function of a message and to transmit the identifying number.					
		EDIFACT	GS1	*	Description
C002	DOCUMENT/MESSAGE NAME	C	R		
1001	Document name code	C an..3	R	*	305 = Application error and acknowledgement
1131	Code list identification code	C an..17	N		
3055	Code list responsible agency code	C an..3	N		
1000	Document name	C an..35	N		
C106	DOCUMENT/MESSAGE IDENTIFICATION	C	R		
1004	Document identifier	C an..35	R		Number of the APERAK message assigned by document sender. This number has been given by the sender of this APERAK message it is NOT the number of the message which is being acknowledged. For global unique identification of documents Global Document Type Identifier (GDTI) is available.
1056	Version identifier	C an..9	N		
1060	Revision identifier	C an..6	N		
1225	Message function code	C an..3	R	*	6 = Confirmation 9 = Original 23 = Transaction on hold 27 = Not accepted
4343	Response type code	C an..3	N		
Segment Notes: This segment is used to indicate the type and function of a message and to transmit the identifying number. Example: BGM+305+100001+6'					

5. Segments Layout

Segment number: 3

DTM		- C	9 - Date/time/period		
Function:					
To specify date, and/or time, or period.					
		EDIFACT	GS1	*	Description
C507	DATE/TIME/PERIOD	M	M		
2005	Date or time or period function code qualifier	M an..3	M	*	137 = Document/message date/time
2380	Date or time or period value	C an..35	R		
2379	Date or time or period format code	C an..3	R		102 = CCYYMMDD 203 = CCYYMMDDHHMM
Segment Notes:					
This segment is used to specify the date of the message.					
DE 2005: Identification of the 'Document/message date/time' (code value 137) is mandatory in an EANCOM message.					
Example:					
DTM+137:200208301200:203'					
The Application Error and Acknowledgement message was created at 12 o'clock on the 30th of August 2002.					

5. Segments Layout

Segment number: 4

SG1		- C	1 - DOC-DTM		
DOC		- M	99 - Document/message details		
Function: To identify documents and details directly related to it.					
		EDIFACT	GS1	*	Description
C002	DOCUMENT/MESSAGE NAME	M	R		
1001	Document name code	C an..3	R		220 = Order 351 = Despatch advice 261 = Self billed credit note 380 = Commercial invoice 381 = Credit note - goods and services 389 = Self-billed invoice
1131	Code list identification code	C an..17	N		
3055	Code list responsible agency code	C an..3	O		
1000	Document name	C an..35	N		
C503	DOCUMENT/MESSAGE DETAILS	C	O		
1004	Document identifier	C an..35	R		
1373	Document status code	C an..3	O		1 = Accepted 3 = Conditionally accepted 8 = Rejected 10 = Document currently valid 39 = On hold
1366	Document source description	C an..70	N		
3453	Language name code	C an..3	N		
1056	Version identifier	C an..9	N		
1060	Revision identifier	C an..6	N		
3153	Communication medium type code	C an..3	N		
1220	Document copies required quantity	C n..2	N		
1218	Document originals required quantity	C n..2	N		
Segment Notes: To identify documents and details directly related to it. Example: DOC+380+4726354:1' The referenced document is an invoice with the number 4726354. It has been accepted. DOC+380+9226354:8' The referenced document is an invoice with the number 9226354. It has been rejected.					

5. Segments Layout

Segment number: 5

SG1 - C 1 - DOC-DTM					
DTM - R 99 - Date/time/period					
Function: To specify date, and/or time, or period.					
		EDIFACT	GS1	*	Description
C507	DATE/TIME/PERIOD	M	R		
2005	Date or time or period function code qualifier	Man..3	R	*	137 = Document/message date/time
2380	Date or time or period value	C an..35	R		
2379	Date or time or period format code	C an..3	R		102 = CCYYMMDD
Segment Notes:					

5. Segments Layout

Segment number: 6

SG2	- C	9 - RFF-DTM		
RFF	- M	1 - Reference		
Function: To specify a reference.				
	EDIFACT	GS1	*	Description
C506	REFERENCE	M	M	
1153	Reference code qualifier	M an..3	M	AAN = Delivery schedule number APQ = Commercial account summary reference number AGG = Dispute number IV = Invoice number ON = Order number (buyer)
1154	Reference identifier	C an..70	R	This number is the same number as in the BGM segment (DE 1004) of the message which is being acknowledged.
1156	Document line identifier	C an..6	N	
4000	Reference version identifier	C an..35	N	
1060	Revision identifier	C an..6	N	
Segment Notes: This segment is used to specify reference numbers related to the message which is being acknowledged. Example: RFF+ON:100001' The message being acknowledged is an order.				

5. Segments Layout

Segment number: 7

SG2	- C	9 - RFF-DTM		
DTM	- C	9 - Date/time/period		
Function: To specify date, and/or time, or period.				
	EDIFACT	GS1	*	Description
C507	DATE/TIME/PERIOD	M	M	
2005	Date or time or period function code qualifier	Man..3	M	* 171 = Reference date/time
2380	Date or time or period value	C an..35	R	The date/time indicated here is the same as the date/ time in the DTM segment under BGM used with qualifier 137 of the message which is being acknowledged.
2379	Date or time or period format code	C an..3	R	102 = CCYYMMDD 203 = CCYYMMDDHHMM
Segment Notes: This segment is used to specify dates or periods relating to the previous RFF segment. Example: DTM+171:200208251000:203'				

5. Segments Layout

Segment number: 8

SG3 - C 9 - NAD				
NAD - M 1 - Name and address				
Function:				
To specify the name/address and their related function, either by C082 only and/or unstructured by C058 or structured by C080 thru 3207.				
	EDIFACT	GS1	*	Description
3035 Party function code qualifier	M an..3	M		BY = Buyer SU = Supplier
C082 PARTY IDENTIFICATION DETAILS	C	A		
3039 Party identifier	M an..35	M		For identification of parties it is recommended to use GLN - Format n13.
1131 Code list identification code	C an..17	N		
3055 Code list responsible agency code	C an..3	R	*	9 = GS1
C058 NAME AND ADDRESS	C	O		This composite may only be used to fulfill the requirements of directive 2003/58/EC, article 4.
3124 Name and address description	M an..35	M		
3124 Name and address description	C an..35	O		
3124 Name and address description	C an..35	O		
3124 Name and address description	C an..35	O		
3124 Name and address description	C an..35	O		
C080 PARTY NAME	C	D		
3036 Party name	M an..35	M		Party Name in clear text.
3036 Party name	C an..35	O		
3036 Party name	C an..35	O		
3036 Party name	C an..35	O		
3036 Party name	C an..35	O		
3045 Party name format code	C an..3	O		
C059 STREET	C	D		
3042 Street and number or post office box identifier	M an..35	M		Building Name/Number and Street
3042 Street and number or post office box identifier	C an..35	O		Name and/or P.O. Box.
3042 Street and number or post office box identifier	C an..35	O		
3042 Street and number or post office box identifier	C an..35	O		
3164 City name	C an..35	D		City/Town name, clear text
C819 COUNTRY SUB-ENTITY DETAILS	C	D		
3229 Country sub-entity name code	C an..9	O		
1131 Code list identification code	C an..17	O		
3055 Code list responsible agency code	C an..3	O		

5. Segments Layout

Segment number: 8

	EDIFACT	GS1	*	Description
3228 Country sub-entity name	C an..70	O		County/State, clear text.
3251 Postal identification code	C an..17	D		Postal Code
3207 Country name code	C an..3	D		ISO 3166 two alpha code

Segment Notes:

This segment is used to identify the parties who exchanged the message which is being acknowledged.

Example:

NAD+BY+5412345000013::9'

NAD+SU+4012345500004::9'

Dependency Notes:

The following composites and data elements are only used when a coded name and address can not be used.

The affected composites and data elements are as follows:

C080 - C059 - 3164 - C819 - 3251 - 3207

5. Segments Layout

Segment number: 9

SG4 - C 99999 - ERC-FTX-SG5				
ERC - M 1 - Application error information				
Function:				
To identify the type of application error within a message.				
	EDIFACT	GS1	*	Description
C901 APPLICATION ERROR DETAIL	M	M		Should it not be possible to provide a user code in this data element and a free form characteristic description is used in data element 9321, then it is recommended that the code value 'ZZZ' be put in data element 1131.
9321 Application error code	Man..8	M		
1131 Code list identification code	C an..17	O		ZZZ = Mutually defined
3055 Code list responsible agency code	C an..3	D		91 = Assigned by supplier or supplier's agent 92 = Assigned by buyer or buyer's agent
Segment Notes:				
This segment is used to identify the type of application error in the previously sent message.				
Example:				
ERC+NODAT::91'				
The receiver did not get any dates in the application.				

5. Segments Layout

Segment number: 10

SG4 - C 99999 - ERC-FTX-SG5				
FTX - C 1 - Free text				
Function: To provide free form or coded text information.				
	EDIFACT	GS1	*	Description
4451 Text subject code qualifier	M an..3	M		AAO = Error description (free text)
4453 Free text function code	C an..3	O		1 = Text for subsequent use 3 = Text for immediate use
C107 TEXT REFERENCE	C	D		This composite is only used when trading partners have agreed to use mutually defined code values.
4441 Free text value code	Man..17	M		
1131 Code list identification code	C an..17	O		
3055 Code list responsible agency code	C an..3	D		86 = Assigned by party originating the message
C108 TEXT LITERAL	C	D		This composite is only used if coded text can not be used.
4440 Free text value	Man..512	M		
4440 Free text value	C an..512	O		
4440 Free text value	C an..512	O		
4440 Free text value	C an..512	O		
4440 Free text value	C an..512	O		
3453 Language name code	C an..3	D		This data element is only used when non coded free text has been provided in data element C108.
4447 Free text format code	C an..3	N		
Segment Notes: This segment is used to provide free text information related to the application error. Example: FTX+AAO+1+001::ZZZ'				

5. Segments Layout

Segment number: 11

SG4	- C	99999 - ERC-FTX-SG5
SG5	- C	9 - RFF-FTX
RFF	- M	1 - Reference

Function:
To specify a reference.

	EDIFACT	GS1	*	Description
C506	REFERENCE	M	M	
1153	Reference code qualifier	M an..3	M	AAN = Delivery schedule number AGG = Dispute number APQ = Commercial account summary reference number IV = Invoice number ON = Order number (buyer)
1154	Reference identifier	C an..70	R	This number is the same number as in the BGM segment (DE 1004) of the message which is being acknowledged.
1156	Document line identifier	C an..6	O	This number is the same number as in the LIN segment (DE 1082) of the message which is being acknowledged.
4000	Reference version identifier	C an..35	N	
1060	Revision identifier	C an..6	N	

Segment Notes:
This segment is used to specify reference numbers related to the message which is being acknowledged.

Example:
RFF+ON:652744:23'
The line being acknowledged is line 23 of the order with number 652744.

5. Segments Layout

Segment number: 12

SG4	- C	99999 - ERC-FTX-SG5
SG5	- C	9 - RFF-FTX
FTX	- C	9 - Free text

Function:

To provide free form or coded text information.

		EDIFACT	GS1	*	Description
4451	Text subject code qualifier	M an..3	M		AAO = Error description (free text)
4453	Free text function code	C an..3	N		
C107	TEXT REFERENCE	C	N		
4441	Free text value code	M an..17			
1131	Code list identification code	C an..17			
3055	Code list responsible agency code	C an..3			
C108	TEXT LITERAL	C	R		
4440	Free text value	M an..512	M		
4440	Free text value	C an..512	O		
4440	Free text value	C an..512	O		
4440	Free text value	C an..512	O		
4440	Free text value	C an..512	O		
3453	Language name code	C an..3	N		
4447	Free text format code	C an..3	N		

Segment Notes:

This segment is used to provide free text information related to the application error.

Example:

FTX+AAO+++THE IDENTIFICATION NUMBER IS WRONG'

5. Segments Layout

Segment number: 13

UNT - M 1 - Message trailer				
Function: To end and check the completeness of a message.				
		EDIFACT	GS1	*
0074	Number of segments in the message	M n..6	M	
The total number of segments in the message is specified here.				
0062	Message reference number	M an..14	M	
The message reference numbered detailed here should equal the one specified in the UNH segment.				
Segment Notes: This segment is a mandatory UN/EDIFACT segment. It must always be the last segment in the message. Example: UNT+11+ME000001'				

6. Examples

Example 1

The following is an example of an APERAK message being sent to acknowledge the order number 652. The ORDERS message was sent on the 25th of August. The parties who exchanged the ORDERS message are the buyer with GLN 5412345000013 and the supplier with GLN 4012345500004.

UNH+ME00001+APERAK:D:01B:UN:EAN003'	Message header
BGM+305+10012+6'	Application Error and Acknowledgement number is 10012.
DTM+137:2002808301200:203'	The Application Error and Acknowledgement message was created at 12:00 on the 30th of August 2002.
RFF+ON:652'	The message being acknowledged is order number 652.
DTM+171+20020825:102'	The message being acknowledged was sent on the 25th of August 2002.
NAD+BY+5412345000013::9'	Buyer identified in the ORDERS message.
NAD+SU+4012345500004::9'	Supplier identified in the ORDERS message.
UNT+8+ME00001'	Total number of segments in the message equals 8.

Example 2

The following is an example of an APERAK message being sent to report an error encountered in invoice number 2744. The INVOIC message was sent at 11:00 on the 23rd of August. The parties who exchanged the INVOIC message are the buyer with GLN 5412345000013 and the supplier with GLN 4012345500004.

UNH+MD00001+APERAK:D:01B:UN:EAN003'	Message header
BGM+305+10015+27'	Application Error and Acknowledgement number is 10015.
DTM+137:200208231200:203'	The Application Error and Acknowledgement message was created at 12:00 on the 23rd of August 2002.
RFF+IV:2744'	The message being acknowledged is invoice number 2744.
DTM+171+200208231100:203'	The message being acknowledged was sent at 11:00 on the 23rd of August 2002.
NAD+BY+5412345000013::9'	Buyer identified in the INVOIC message.
NAD+SU+4012345500004::9'	Supplier identified in the INVOIC message.
ERC+186::92'	The buyer reports a duplicate invoice number using the bilaterally agreed code 186.
UNT+9+ME00001'	Total number of segments in the message equals 9.

Note:

6. Examples

The EDI interchange will include the UNB..UNZ segments and, if applicable, the UNG..UNE segments. (See part 1 section 5.7).